

Bardill/Prince 2013

Jig 3,4,32,8 music "Ladies Fancy" Keith Smith & Muriel Johnston

THE DANCING DEVIL

- 1-4 1s+3s interchange with partners with a RH swirl-pass [1] 2 [3]
- 5-8 All join hands & set on sides; 1s+2s link, 3s cross Rh back to own sides.
- 9-16 1s +2s dance a Men's chain. 2 [1] 3
- 17-20 On the 1st Diagonal, 2M & 3L interchange with a 4bar RH swirl pass while on the 2nd Diagonal, 3M & 2L set & cross Rh Corners end facing out [3] [1] [2]
- 21-24 1s birl to own sides ; Corners cast R, chase ½ way clockwise to own. sides
- 25-32 2s+1s+3s circle L (6 slip-steps), step-over & chase back* to own sides. 2 1 3 4
(* when dancing the repeat , 1s move to centre & turn Lh moving to 4th so that 4s can step up & be in 3rd positions ready for the restart)

Dancing Notes

"Rh Swirl pass" normally takes 4 bars, dancers exchanging places:

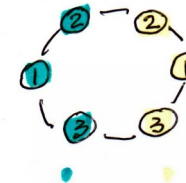
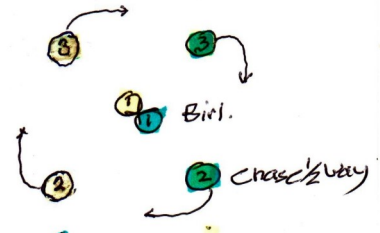
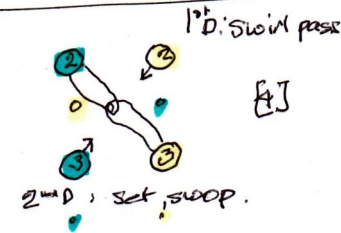
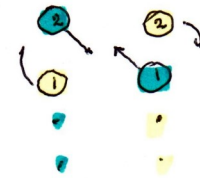
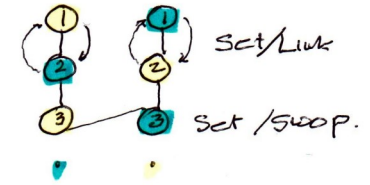
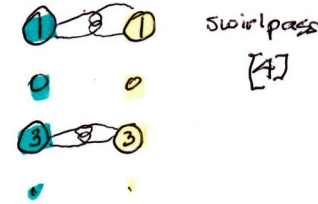
- [1] advance to pass R sh but at arms length take RH
- [2] Turn ½ way RH, shortening the arm & rotating clockwise to pass face to face,
- [3/4] Brush L shoulders & continuing to rotate clockwise, release hands & dance in a clockwise curve out to each other's starting place

"Chase & Birl"[21-24] The set should accelerate without a break into the following circle. To achieve this, chasing corners will need to watch and catch the 1s as they release backwards from the birl.

A "Dancing Devil" is one of the many names for a dust-devila skittish, unpredictable, small whirlwind. The figures in the dance try to capture the patterns made round my feet by sand swirling capriciously in the hot sun as I stood on the concrete step edging the approach to the beach.

Jan '13
3, 4 32x8

The Dancing Devil



Circle left, step-over
a chase back

Ladies Fancy MJKs.

