

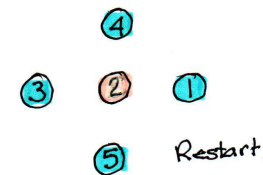
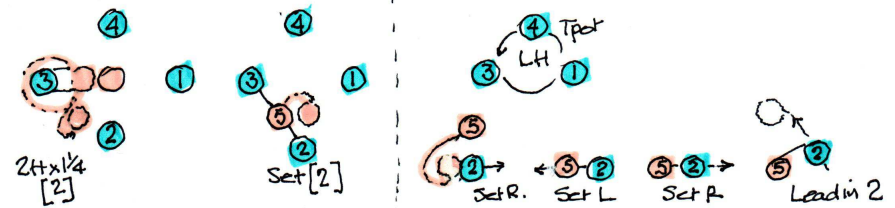
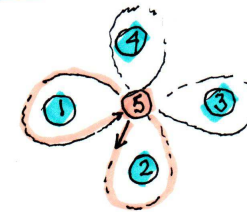
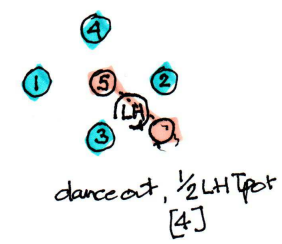
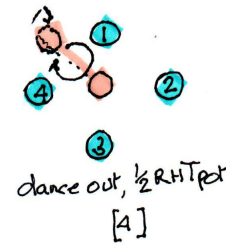
**Bardill/Prince 2007 Dances for sets of 5 individual dancers**

Strathspey 5,5,32,5 music "Strathspey 1" by Green Ginger

Lucy Serena's Strathspey

- 1-8** 5 dances NW, acknowledging 4 & 1 in passing  
*then.....* dances ½ Rhtpot with them to return to centre.  
 5 dances SE, acknowledging 2 & 3 in passing  
*then.....* dances ½ Rhtpot with them to return to centre.
- 9-16** 5 dances ½ reel on spine (Lsh to S), *then...* ½ reel across (Lsh to W)
- 17-24** 5 turns E 2H 1¼, releasing R hand to take nearer hands with N.  
 W & S move together & take hands facing them.  
 All set in lines. On the setL, W & S moves back to their points.  
 5, keeping Rh handhold, arcs in to face N & dances ½ Rsh reel of 3  
*ending back in the centre facing W*
- 25-28** 5 turns W 2H 1¼, releasing R hand & taking hands with S.  
 N & E move together & take hands facing them.  
 All set in lines moving on the SetL as in bar 20
- 29-32** N+E+W dance a full LH tpot back to places,  
*while.....* 5 & 2(S) set twice to exchange positions:-
- as 2 setsR on b29, 5 dances to S, pulls Lsh back & takes nearer hands.  
 Both, now facing N, SetL then SetR in tandem & on the last setL, 5 switches hands to a Lh hold so as to be able to lead 2 out to be the next centre.
- |     | N | E | S | W | Centre facing                           |
|-----|---|---|---|---|-----------------------------------------|
| End | 4 | 1 | 5 | 3 | 2 S but immediately spinning to face NW |

Lucy Serena's Strathspey



Grand-daughters can give much pleasure & be a little mischievous. This dance has the 2H corner turns of her Jig.....much easier to do in Strathspey time...and a quirk or two.