

Strathspey 3,3,32,3 music "Sands of Forvie" KSmith/MJohnstone

GLANCING EYES

- 1-8 1s+2s dance the Tourbillon, 1s turning on to face 1st corner on bars 7-8.
- 9-16 1s dance the path of a 1/2 reel on the 1st diagonal, pass RSh & repeat on the second diagonal to end in 2nd place on opposite sides, **while** corners dance across with a RH "Swirl Pass" (instead of reeling) (3) (1) (2)
- 17-20 1s dance a RH swirl pass (rotating round each other 3/4 instead of 1/2) to end with 1M between 3s facing up, 1L between 2s facing down.
- 21-24 1s cast R round 2nd corner to 2nd place on opposite side & face across to partner. 1s cross to 2nd place own side by advancing for 1 bar as if to pass LSh; pull RSh back (so as to actually pass back to back) & set left. **while**, Corners dance a modified 1/2 R+L (2bar swirl pass across, LH on side)
- 25-32 1s cast round 3rd Corner turn RH into top position for a poussette (3s step into the lower Poussette position on bar 28.)
1s+3s dance 1/2 Diamond Poussette Finish 2 3 1

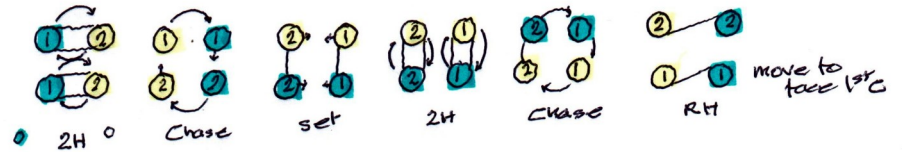
RH Swirl Pass This is the key figure on which the dance is based:
Particularly when danced over 4 bars in Strathspey time, this is a languorous & flirty figure to be enjoyed!....if you can't, then this dance isn't for you.

- [1] Clockwise curve in to pass R but at arms lengthtake RH
- [2] Turn 1/2 way RH, shortening the arm & rotating clockwise to pass face to face,
- [3-4] Brush L shoulders & continuing to rotate clockwise, release hands & dance in a clockwise curve out to each other's starting place


I was very moved when singing a setting of " Mo Nighean Dubh", (a poignant Scottish ballad of love and exile). It uses the phrase "Glancing ee" to describe the eager yet demure and uncertain glances flashed between young lovers. It is this feeling I have tried to represent in dance form.

June 2015
S 3 3 (32+3)

Glancing Eyes

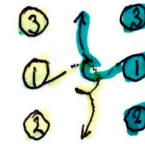


Tourbillon

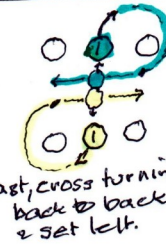


Leads: 2, 1/2 reels pass Rth

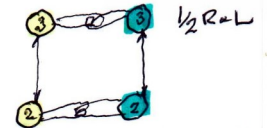
Corners: RH swirl pass



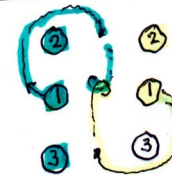
1s swirl pass + 1/4 turn



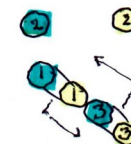
cast, cross turning back to back & set left.



1/2 R+L
RH swirl across in 2b. Leads



Cast R, RH swirl into →



1/2 Diamond Poussette

Sands of Forvie (MWS)

