

Bardill/Prince 2007

Jig 3,4,32,8 music "Blue & White Quilt" Keith Smith & Muriel Johnstone

LUCY SERENA'S JIG

- 1-8 1s cross Right Hand, cast one place and & dance 1/2 Figure 8s up round 2s to face 1st corners
- 9-16 1s TOSP* with 1st corners, TOSP * with 2nd corners
- 17-24 1s TOSP * with 3rd corners, 1s dance 1/2 diagonal reel with 4th corners (pass Right Shoulder)
- 25-32 1s dance 1/2 diagonal reel with 1st corners (all ending on opposite sides); 3s, 1s and 2s circle 6 hands round to left halfway

* **TOSP****T**urn, **O**pen-out, **S**et, **P**rogress (the first 2 bars can be danced in 3 ways)

Option 1:

- 1-2 1s turn 2H 1/4 with corners. Finish between that corner and the next corner (anti-clockwise), facing in. Retain Left Hand hold with the corner turned and join Right Hands to the Left Hand of the next corner.
- 3-4 1s with both corners set. On bar 4, 1s release last corner's hand & advance to face next corner (as in Hello/Goodbye setting but retaining handhold with new corner)

Option 2:

- 1-2 1s turn Right Hand 1/4 with corners (not pas de bas) changing to LH for the final opening out to the side.

Option 3:

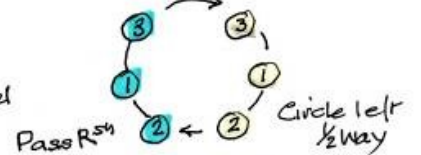
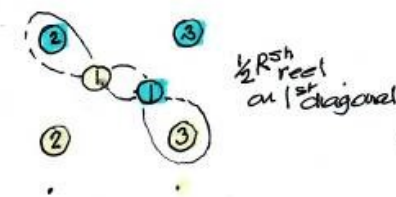
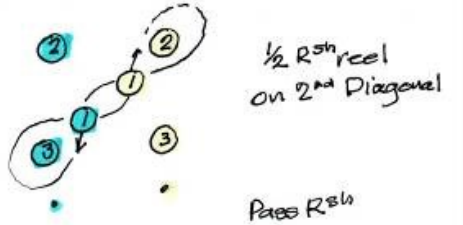
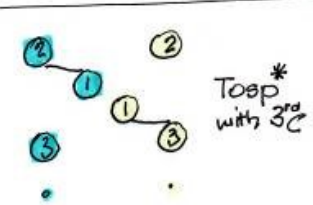
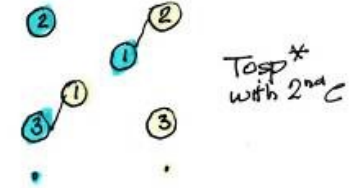
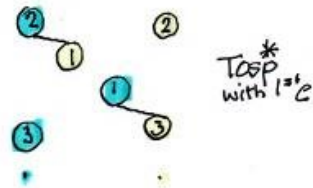
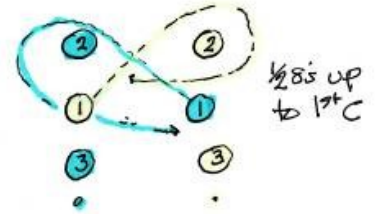
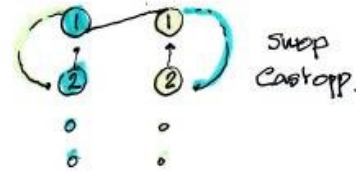
- 1-2 1s take Right Hand with corners and Petronella towards them and out to the side, changing to Left Hand as they do so. (This version is a **POSP**.)

Whichever option is danced, the corners have a crucial support role. They should guide the leads in and out of the turns, and catch and steady them for the set-in-lines.

This was written for my 3 year old grand-daughter who cavorted all over the house like a spring lamb listening to this music! Like her, it's pretty lively!

May 07 Jig 3,4, (32x8)

Lucy Serena's Jig



* Tosp
This figure is described
in the text dance description

Blue & White Quilt
Muriel Johnstone
& Keith Smith

- 2
- 1
- 3
- 4